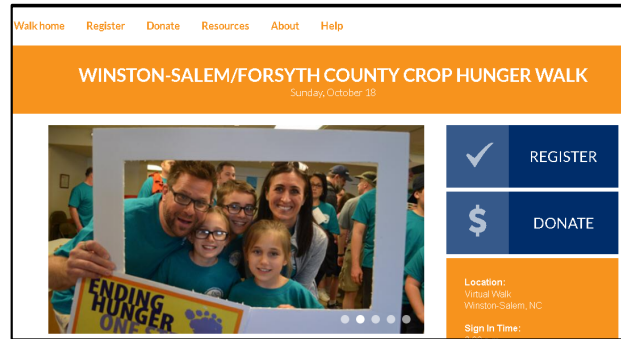




# Registering Online for the Winston-Salem/Forsyth County Walk

Visit [www.crophungerwalk.org/winstonsalemnc](http://www.crophungerwalk.org/winstonsalemnc)

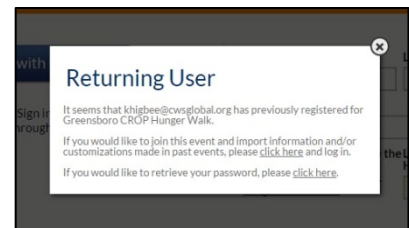



Click the “Register” button

## Sign Up

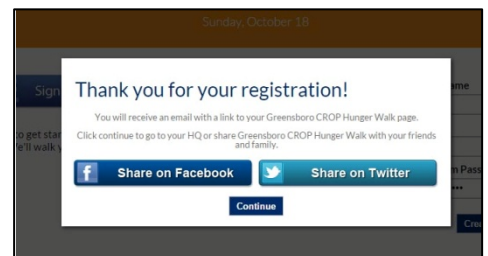
Sign up using your Facebook account, or type your name, email address and password, and click “Create your account”.

If you’ve already registered for a walk, and can’t remember your password, simply fill out the registration form with your email address. You’ll see a pop up box with links for joining a Walk and retrieving your password.



## Verify Your Account

Once you login, you’ll need to verify your account. Simply go to your email inbox and find the email from the Walk you registered for. Open the email and click on the verification link.

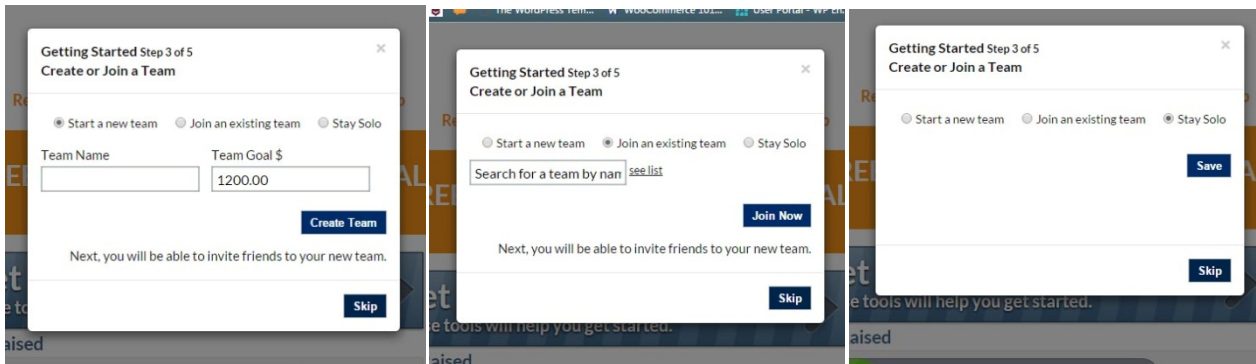


---

## Get Started

Once you hit “continue”, the site will prompt you to do five things to help you get a start on creating your Walk profile.

1. Update Your Personal Image: You can upload a picture of yourself from your computer, or import one from Facebook or Twitter.
2. Create a Custom URL: This URL is for your personal fundraising page. It will be used in your email blasts and social networking posts.
3. Create or Join a Team: This allows you to create a team with a Walk goal, search for existing Walk teams, or to simply stay solo.



4. Donate Towards Your Goal: You can be the first to donate towards your goal. Simply type in the donation amount, your billing address, and your card number, and click “Donate”.
5. Account Details: Here you can change Account Details. Your personal goal, personal URL, name, photo, password and address are all located here. Click save if you make any changes.

---

Thank you! You are helping to end hunger one step at a time – in your community and around the world!